

DISCOVERY SPORT



ABOVE & BEYOND





BY APPOINTMENT TO
HM THE QUEEN
MANUFACTURERS OF
MOTOR VEHICLES
JAGUAR LAND ROVER LIMITED
COVENTRY



BY APPOINTMENT TO
HRH THE DUKE OF EDINBURGH
MANUFACTURERS OF
MOTOR VEHICLES
JAGUAR LAND ROVER LIMITED
COVENTRY



BY APPOINTMENT TO
HRH THE PRINCE OF WALES
MANUFACTURERS OF
MOTOR VEHICLES
JAGUAR LAND ROVER LIMITED
COVENTRY



ABOVE & BEYOND

Ever since the first Land Rover vehicle was conceived in 1947, we have built vehicles that challenge what is possible. These in turn have challenged their owners to explore new territories and conquer difficult terrains. Our vehicles epitomise the values of the designers and engineers who have created them. Each one instilled with iconic British design cues, delivering capability with composure. Which is how we continue to break new ground, defy conventions and encourage each other to go further. Land Rover truly enables you to make more of your world, to go above and beyond.





DISCOVERY SPORT COMBINES
DESIGN EXCELLENCE, ENGINEERING
INTEGRITY AND EXCEPTIONAL
VERSATILITY TO CREATE
A PREMIUM SUV.

Gerry McGovern.
Land Rover Design Director and Chief Creative Officer.



Scan to view the Discovery Sport in action.

Vehicles shown are from the Land Rover global range. Specifications, options and availability will vary between markets and should be verified with your nearest Land Rover Retailer.

Vehicle shown right is HSE Luxury in Scotia Grey.

Wheel shown is market dependent, please contact your local Land Rover Retailer for more information.





CONTENTS

DESIGN

Exterior	6
Interior	9
5 + 2 Seating	11
Loadspace Capacity	12
Dynamic Exterior & Interior	14

DRIVING TECHNOLOGY

Testing	18
Terrain Response	20
All Terrain Progress Control	23
Hill Descent Control	25

DRIVER ASSISTANCE

Parking Aids	28
Towing Aids	31

CONNECTIVITY.

ENTERTAINMENT. COMFORT

Land Rover InControl	32
Meridian™ Sound Systems	34
Comfort For All	36

ENGINES

9-speed Automatic Transmission	39
Ingenium Diesel Engines	40
2.0 I Si4 Petrol Engine	41

BODY AND CHASSIS

Strength and Stability	42
------------------------	----

ENVIRONMENTAL

Sustainability	44
----------------	----

SPECIFICATIONS

Choose Your Engine	46
Choose Your Model and Options	50
Choose Your Colour	64
Choose Your Wheels	66
Choose Your Interior	68
Choose Your Accessories	74

TECHNICAL DETAILS

	80
--	----

A WORLD OF LAND ROVER

	82
--	----

DESIGN

EXTERIOR

This is a modern, relevant and compelling vehicle, with its well-proportioned body and purposeful stance. Its distinctive silhouette and beautifully sculpted surfaces all combine to create a vehicle that truly connects on an emotional level.

Discovery Sport is ready for anything. Characteristic design cues complement perfectly balanced proportions. Strong dynamic lines and robust detailing signal Discovery Sport's incredible breadth of capability.

Signature features include a clamshell bonnet and distinctive two-bar grille with hexagonal mesh.

The fast bonnet line with a pronounced step into the rising beltline conveys a dramatic stance, whilst the roof tapers subtly downwards, adding extra dynamism.



Vehicle shown above and right is HSE Luxury in Scotia Grey.

Wheel shown is market dependent, please contact your local Land Rover Retailer for more information.







INTERIOR

The desirability of the exterior design continues into the cabin with bold horizontal and vertical lines, complemented by clean surfaces, superb finishes and premium leathers that give a luxury feel to the highly versatile interior. Inside and outside seamlessly blend into a vehicle that clearly communicates its Discovery DNA, whilst firmly looking forward.

This spirit of adventure is reflected in Discovery Sport's interior, which has been designed with you at its core. It features high-quality materials and a strong vertical centre console design to reflect the premium exterior.

The cabin is equipped with 12 V power points and USB charging socket.

The new 25.4 cm (10) Touchscreen is a superb addition to the contemporary, clean interior and becomes a centrepiece of the fascia. With a 21:9 wide format and 80 percent more pixels than the 20.32 cm (8) Touchscreen. This feature is fitted as standard on the HSE Luxury model.

Interior shown left and above is HSE Luxury in Glacier/Lunar.
Interior shown is market dependent, please contact your local Land Rover Retailer for more information.



5+2 SEATING

Discovery Sport offers exemplary levels of comfort and outstanding versatility. The second row is extremely spacious and flexible with the seats able to slide back and forth by 160 mm for greater loadspace or comfort*.

The optional** third row, with its simple, single-handed 50:50 deployment, has been cleverly incorporated to avoid any compromises to the vehicle's exterior design, whilst maintaining passenger comfort.

By folding down the third row, a flat loadspace is available for whenever you need it. So wherever you're seated, or whatever you want to carry, you can relax.

LEGGROOM

839 mm



MORE LEGROOM

999 mm



LOADSPACE

1 887 mm



*Where 60:40 second row seats with slide and recline is specified

**Only available with TD4 110.6 kW HSE and Si4 HSE models.

Interior shown left is HSE Luxury in Glacier/Lunar.

Wheel & Interior shown are market dependent, please contact your local Land Rover Retailer for more information.



5 + 2 SEATS
194 l



5 SEATS
981 l

LOADSPACE CAPACITY

Deceptively roomy. Cleverly configured. Discovery Sport has been designed and engineered to meet any challenge.

The vehicle has the option of flexible seating which, when stored flat, gives a load floor that is as long as Range Rover and a maximum loadspace of 1 698 l.

Even whilst carrying five passengers, the loadspace is still an impressive 981 l. Discovery Sport can handle bulkier loads with consummate ease when the second and third rows are folded flat. Such flexibility helps make carrying family, friends and all their gear that much easier.



4 SEATS
1 124 l



4 SEATS
1 268 l



3 SEATS
1 411 l



2 SEATS
1 698 l

DYNAMIC EXTERIOR & INTERIOR*

EXTERIOR

The Discovery Sport Dynamic Exterior & Interior delivers a more assertive stance whilst retaining the instantly recognisable design cues of the Discovery Sport. Yet, when it comes to capability and versatility, nothing has been lost.

However, in terms of dynamism and appeal, much has been gained. The vehicle's bold new front and rear design with new contoured side mouldings form a dramatic presence. This has been augmented with a new Black Mesh design for the front grille and side vent. Distinctive Chrome exhaust finishers together with a Red SPORT badge further enhance the appearance.

*Standard on TD4 132 kW HSE model only.

Vehicle shown right is HSE 132 kW in Firenze Red.

Wheel shown is market dependent, please contact your local Land Rover Retailer for more information.

Please contact your nearest Land Rover Retailer for availability.









INTERIOR

Carefully selected sporting touches enhance the interior. The interior is further enhanced with a perforated leather sport steering wheel, contrast micropiping on the seats and headrests and unique textured finish to the door inserts and fascia mid-section.

The mood is augmented with striking Carmine Red Brushed Aluminium centre stack side rails. The HSE Dynamic interiors are also complemented with aluminium sport pedals.

*Standard on TD4 132 kW HSE model only.

Interior shown left and above is HSE 132 kW in Ebony/Ebony with Pimento stitching and piping.
Interior shown with Carmine Red Brushed Aluminium centre stack side rails and accessory gearshift paddles.
Please contact your nearest Land Rover Retailer for availability.

DRIVING TECHNOLOGY

TESTING

Before any vehicle can carry the Land Rover badge, it must complete a series of rigorous tests to establish the very highest levels of luxury, performance and capability.



SUSPENSION

You're unlikely to push any Land Rover harder than we have. To guarantee an unrivalled breadth of dynamic capability, both on and off-road, the vehicles have been exposed to ten years of the most extreme driving pressures in a fraction of the time using our state-of-the-art test rig.



WIND SPEED

In our climate chambers we can recreate some of the most challenging wind conditions Discovery Sport will face. Not just 180 km/h crosswinds, but high ambient temperatures and low airflow situations. Only by pushing all systems to their limits do we develop true reliability.



HOT AND COLD CLIMATE

In real world environments and our climate chambers, we freeze vehicles to -40° C and bake them to 50° C. Key functions and systems are then scrutinised to our exacting standards. So even in the most remote locations, comfort and peace of mind are never far away.



OFF-ROAD

From the icy proving grounds of Arjeplog, Sweden, to Dubai's unforgiving desert sands, we ensure our legendary all-terrain performance is innate in every vehicle. Prototypes are developed across approximately 8 500 km of the most demanding off-road routes.



SEMI-ANECHOIC CHAMBER

In the 'neutral sound' of our semi-anechoic chamber we precisely expose the cabin to a range of frequencies and vibrations, making certain that Discovery Sport sounds refined at every speed and across every surface.



MONSOON

Using our monsoon simulator, we drench our vehicles with some 85 000 l of specially dyed water, while tilting it by as much as 45°, checking for even the slightest leak with UV lights. Ensuring each vehicle can enter and exit a body of water without a single droplet entering the cabin.



TERRAIN RESPONSE

Land Rover has always been synonymous with capability and the Discovery Sport lives up to even the most demanding expectations. Confident and responsive, the drive is further enhanced by a generous wheel articulation and innovative off-road technologies such as Terrain Response.

This feature is standard on all TD4 and Si4 engines and adapts to the responses of the vehicle's engine, transmission, differentials and chassis systems to maximise driveability, comfort and traction.

There are four standard Terrain Response settings: General Driving, Grass/Gravel/Snow, Mud and Ruts and Sand. So, the vehicle feels sure-footed no matter what the terrain or weather conditions.



Vehicle shown right is HSE Luxury in Scotia Grey.
Wheel shown is market dependent, please contact your local Land Rover Retailer for more information.







ALL TERRAIN PROGRESS CONTROL

All Terrain Progress Control (ATPC) is a state-of-the-art new system that enables drivers to set and maintain a steady speed in challenging conditions. The system is standard on TD4 132 kW and Si4 engines.

Operating like a cruise control system, it functions at very low speeds between 1.8 km/h and 30 km/h, helping the driver to maintain full concentration on steering and finding a path through obstacles.

In addition, the system enables the vehicle to pull away smoothly and easily, even on tricky low-friction surfaces like ice, snow or wet grass.

Developed by Land Rover's industry-leading all-terrain specialists, it works seamlessly alongside the standard **Terrain Response**, 4 Wheel Drive (4WD) traction and braking systems.

Once ATPC is activated, the standard steering wheel +/- cruise control buttons are used to set the speed. Brake and accelerator pedals can still override the chosen settings.

Vehicle shown left is HSE Luxury in Scotia Grey.
Wheel shown is market dependent, please contact your local
Land Rover Retailer for more information.





HILL DESCENT CONTROL

Land Rover's patented Hill Descent Control (HDC) is a standard feature on all 4 Wheel Drive (4WD) vehicles. It assists the driver with controlled descents of difficult slopes by maintaining a constant speed and applying braking separately to each wheel.

Hill Start Assist ensures the vehicle doesn't roll backwards as it pulls away on an incline.

The vehicle also utilises **Gradient Release Control (GRC)** which is designed to prevent the vehicle accelerating too quickly on a steep incline when the driver releases the brake.

Vehicle shown left is HSE Luxury in Scotia Grey.
Wheel shown is market dependent, please contact your local
Land Rover Retailer for more information.

DRIVER ASSISTANCE

DRIVING AIDS





COMMAND DRIVING POSITION

The Command Driving Position in Discovery Sport ensures a greater view of the road ahead so all terrains can be tackled with confidence.

Vehicle shown left is HSE Luxury in Scotia Grey.
Wheel shown is market dependent, please contact your local
Land Rover Retailer for more information.



PARKING AIDS

Parking your vehicle in a busy town or city has never been a particularly simple and straightforward manoeuvre, which is why Discovery Sport features aids to help you reverse and park with the greatest of confidence, even when you're negotiating the tightest of spaces.

PARK ASSIST – PARALLEL PARK, PARKING EXIT AND PERPENDICULAR PARK


Our Park Assist system makes parallel and perpendicular parking easier than ever by steering your vehicle into a suitable space. You just have to select the appropriate gear and control the vehicle's speed with the brake and accelerator pedals. Park Assist will also steer you out of a space, taking all of the stress out of parking. Graphics and notifications guide you through the manoeuvres.

REAR VIEW CAMERA

To make parking in tight spots simpler, static lines to represent the vehicles, outer perimeter and predicted path are superimposed on the rearward image displayed on your Touchscreen.

Wheel shown is market dependent, please contact your local Land Rover Retailer for more information. Features and their availability may differ by vehicle specification and market. Please see [pages 66-85](#), or contact your nearest Land Rover Retailer, for more information.







REAR VIEW CAMERA

Providing improved visibility when reversing, the Rear View Camera is a valuable parking aid and offers help when hitching a trailer. Fitted as standard on HSE and HSE Luxury models.

Tow Hitch Assist makes coupling a trailer to the vehicle much easier by helping you visualise the hitching process; it displays the predicted path of the vehicle towards the tow bar on the Touchscreen. Standard with Rear View Camera.

Towing regulations vary by market. Please ensure you comply with relevant legislation in your country. Vehicle shown left and above is HSE Luxury in Scotia Grey. Wheel shown is market dependent, please contact your local Land Rover Retailer for more information.

CONNECTIVITY. ENTERTAINMENT. COMFORT

LAND ROVER INCONTROL



InControl is our suite of advanced technologies that links both you and your Discovery Sport to the wider world. Choose from two InControl infotainment systems: InControl Touch or new InControl Touch Pro.

INCONTROL TOUCH



INCONTROL TOUCH

The InControl Touch multimedia system is Discovery Sport's hub for connectivity, control and entertainment. The key features are:

- 20.32 cm (8) Touchscreen
- Land Rover Sound System with 6 speakers
- Land Rover Enhanced Sound System 190 W with 10 speakers
- Meridian™ Sound System 380 W with 10 speakers plus subwoofer
- InControl Touch Navigation including Voice Recognition.

INCONTROL TOUCH PRO



INCONTROL TOUCH PRO

InControl Touch Pro's next-generation hardware and software advances Discovery Sport's connectivity and entertainment to the very best level. Some key aspects of InControl Touch Pro are:

- 25.4 cm (10) Touchscreen
- Meridian™ Surround Sound System 825 W with 16 speakers plus subwoofer
- InControl Touch Pro Navigation including Voice Recognition.



MERIDIAN™ SOUND SYSTEMS

Land Rover has partnered with Meridian, a world leader in high-performance audio technologies and digital sound processing, to develop advanced audio systems for Discovery Sport.

Dynamic Volume Control technology has been integrated on both systems, to ensure that any unwanted noise detected in the cabin will be smoothly and automatically balanced out.

The 380 W Meridian Sound System is standard on HSE. This sound system includes 10 speakers and a dual channel subwoofer, delivering exceptional definition, crystal clear highs and full, deep bass through the careful arrangement of speakers.

Discovery Sport also offers an upgrade from the 380 W system to the InControl Touch Pro Meridian Digital Surround Sound System, which produces 825 W through 16 speakers and a dual channel subwoofer (standard on HSE Luxury models).

This system also includes Meridian Trifield technology. This technology delivers the very best in world-class audio reproduction, bringing you closer to the original performance regardless of your position in the vehicle; everyone will feel and hear pure musical enjoyment.

Meridian is a registered trademark of Meridian Audio Ltd.
Trifield and the "three fields" device is a trademark of Trifield Productions Ltd.
Interior shown left is HSE Luxury in Glacier/Lunar.
Vehicle shown right is HSE Luxury in Kaikoura Stone.
Interior & Exterior shown are market dependent, please contact your local Land Rover Retailer for more information.



MERIDIAN DIGITAL SURROUND SOUND SYSTEM

 825 W

 16 SPEAKERS

 SUBWOOFER

COMFORT FOR ALL

CONFIGURABLE AMBIENT INTERIOR LIGHTING

New levels of ambient refinement and personalisation have been reached with Configurable Ambient Interior Lighting fitted as standard on HSE Luxury.

This feature allows you to vary the colour and shade, changing the ambience of the cabin to suit your mood. There are five colours in total, ranging from Ice White through to Moon Light and Racing Red.

PANORAMIC ROOF

The full glass fixed panoramic roof* enhances the sense of space in the vehicle's interior and floods it with natural light as well as providing uninterrupted views of the surrounding environment.

Importantly, the toughened glass has a dark tint to maintain a comfortable temperature inside the cabin and protect occupants and the interior from the sun's rays. A full-sized, powered interior blind is also provided for those who may prefer a more private experience.



*Not available on Pure.

Interior shown right is HSE Luxury in Glacier/Lunar.

Interior shown is market dependent, please contact your local Land Rover Retailer for more information.






ENGINES

9-SPEED AUTOMATIC TRANSMISSION

The lightweight, compact 9-speed Automatic Transmission provides optimum fuel economy and CO₂ emissions, as well as greater control in low-grip conditions or when towing through the specially designed, ultra-low first gear.

The transmission is specifically designed for transverse applications, and is one of the most efficient and technically advanced ever used in a production vehicle. Two patented dog clutches replace the bulkier conventional set-up, allowing small ratio steps to give better response during acceleration, plus improved shift quality, drive and refinement.

The higher top gear not only reduces fuel consumption but the lower engine revs improve comfort and reduce noise when cruising at a sustained speed. The 9-speed Automatic Transmission is extremely robust and perfectly complements Land Rover's rugged all-terrain ability whilst delivering exceptionally high levels of refinement and efficiency.



Vehicle shown left is HSE Luxury in Scotia Grey.
Wheel shown is market dependent, please contact your local
Land Rover Retailer for more information.



INGENIUM DIESEL ENGINES

Ingenium is Jaguar Land Rover's new breed of engine and has been designed for effortless performance, refinement and efficiency.

Available in two power outputs, 110.6 kW and 132 kW this engine delivers impressive fuel consumption and CO₂ emissions thanks to advanced technology and an all-aluminium construction.

Typically 20 kg lighter than equivalent previous generation engines, Ingenium is intrinsically more efficient. And intelligent too – computer controlled adaptive engine cooling only engages as required.

The latest generation variable geometry turbocharger maximises peak power for low-speed torque and responsiveness that is uniform, progressive and avoids lag. Internal friction – the enemy of performance and efficiency – is 17 percent lower in the Ingenium range than previous generation engines.



	ACCELERATION 0-100 km/h (s)	TOP SPEED* (km/h)
2.0 I TD4 Diesel 110.6 kW (Automatic)	10.3	180
2.0 I TD4 Diesel 132 kW (Automatic)	8.9	188



2.0 I Si4 PETROL ENGINE

The Si4 petrol engine is a lightweight all-aluminium 2.0 I engine with the latest direct-injection technology. Advanced turbocharging and independent variable valve timing helps lower fuel consumption and CO₂ emissions compared with traditional larger capacity engines delivering equivalent performances.

The engine delivers a rich, powerful engine sound during strong acceleration and features a unique exhaust manifold for quicker warm-up and lower emissions, a low friction design and a state-of-the-art electronic management system.

This includes smart regenerative charging, which prioritises the charging of the battery when the vehicle is decelerating to capture wasted kinetic energy and reduce fuel consumption.



	ACCELERATION 0-100 km/h (s)	TOP SPEED* (km/h)
2.0 I Si4 Petrol 177 kW (Automatic)	8.2	200

BODY AND CHASSIS

STRENGTH AND STABILITY

BODY

Discovery Sport features an extremely strong, lightweight body structure which has been developed using advanced, weight-saving materials to deliver outstanding stiffness and refinement together with exemplary characteristics in collision situations.

The structure is based on a steel monocoque foundation which is derived from Land Rover's SUV platform.

Lightweight technologies are used extensively in the body design including:

- Optimised steel body construction
- Aluminium bonnet, roof and tailgate panels
- Lightweight aluminium suspension components
- Magnesium cross car beam and front end carrier.

CHASSIS AND VEHICLE DYNAMICS

Discovery Sport has a chassis which has been specially developed by Land Rover engineers to deliver agile and refined on-road dynamics along with the brand's legendary all-terrain capability. Lightweight aluminium chassis components are used extensively to improve suspension performance by increasing stiffness and reducing unsprung weight, while also reducing total vehicle weight.

The chassis features a number of innovations, such as Electric Power Assisted Steering (EPAS), which help the vehicle achieve its unique dynamic character and improved efficiency.

FRONT SUSPENSION

Aluminium components are used within the front suspension. The front suspension struts have advanced hydraulic rebound stops which help to manage the noise and loads caused by severe impacts such as speed humps, to maintain composure in urban and off-road environments.

REAR SUSPENSION DESIGN

Discovery Sport has a fully independent suspension system with an advanced new multi-link rear suspension design. This delivers enhanced dynamics and refinement together with layout to provide increased interior space.

The system has been specifically developed to enhance Discovery Sport's unrivalled breadth of capability, offering responsive and agile handling together with supreme ride quality and refinement. Excellent wheel travel and articulation helps the vehicle achieve class-leading off-road performance.

The aluminium multi-link layout also creates a much more spacious rear compartment, with enhanced shoulder and elbow room, with 5 + 2 seating and increased luggage space.

Mounted on an optimised steel subframe, the system is light and stiff for optimum steering response, chassis performance and refinement.



ENVIRONMENTAL

SUSTAINABILITY



Sustainability is at the heart of everything we do and consequently all powertrains on Discovery Sport have been optimised to enhance sustainability by minimising fuel consumption and CO₂ emissions.

Both petrol and diesel engines feature the latest high-pressure direct injection technology and state-of-the-art low-friction designs which have been carefully developed to minimise frictional losses. While the 9-speed Automatic Transmissions are specified with the latest low viscosity transmission fluid to maximise efficiency.

An advanced intelligent Stop/Start system which automatically shuts down the engine in just 300 milliseconds when the vehicle comes to rest. This improves fuel economy and CO₂ emissions by between five and seven percent.

A smart regenerative charging electrical system has also been introduced which has an intelligent power management system to prioritise charging when the vehicle is decelerating, capturing the wasted kinetic energy and reducing the fuel demand of the electrical system.

With up to 13.8 kg of recycled plastic on Discovery Sport's diesel engines and 16 kg on the Si4 petrol engine, as well as up to 22.3 kg of renewable and natural materials in each vehicle, we are taking big steps in reducing our environmental footprint.



ECO MODE

This standard feature when activated prioritises the most efficient vehicle settings including automatic transmission and comfort features like heating and air conditioning in order to minimise fuel consumption and CO₂ emissions.

The ECO Data feature provides drivers with information and feedback via the Touchscreen to help them adopt more economical driving habits.

OPTIMISED AERODYNAMICS

With its more streamlined profile, Discovery Sport is one of the most aerodynamic Land Rover vehicles.



LIGHTWEIGHT MATERIALS

To optimise vehicle performance and efficiency, Discovery Sport has been developed using lightweight materials and technologies. The vehicle has been designed with key weight-saving technologies including an optimised steel body construction, aluminium bonnet, roof and tailgate panels, lightweight aluminium suspension components and a magnesium cross car beam and front end carrier.

The 4 Wheel Drive (4WD) components have also been optimised for weight. The interior has also been designed with efficiency in mind, with optimised seat structures which use laser-welded high tensile steel.

LIFE CYCLE ASSESSMENT

In order to minimise the vehicle's overall ecological impact, Discovery Sport is designed with a life cycle approach, aiming to minimise the environmental impact by considering the entire life cycle of the vehicle: from development and manufacturing, through customer use, to end-of-life recycling and re-use. Each element of the life cycle was analysed with a view to consuming fewer natural resources, using more sustainable materials and minimising the generation of waste.

Wheel shown is market dependent, please contact your local Land Rover Retailer for more information.

DISCOVERY SPORT OFFERS YOU
GREAT OPTIONS AND FLEXIBILITY
TO PERSONALISE YOUR VEHICLE.

The following pages take you through a logical series of steps to make your vehicle suit your lifestyle.

If you'd like to bring your options to life, go to our online configurator at landrover.in

48-49

1

**STEP 1
CHOOSE YOUR ENGINE**

You can select from a range of powerful petrol or diesel engines.

50-63

2

**STEP 2
CHOOSE YOUR MODEL
AND OPTIONS**

Compare the standard features on each model.

64-65

3

**STEP 3
CHOOSE YOUR COLOUR**

There's a wide range on offer to enable you to express yourself.

66-67

4

**STEP 4
CHOOSE YOUR WHEELS**

Each wheel is designed to complement the bold exterior.

68-73

5

**STEP 5
CHOOSE YOUR INTERIOR**

Carefully selected colours complemented by a range of finishes.

74-79

6

**STEP 6
CHOOSE YOUR ACCESSORIES**

This range of stylish and practical accessories can be tailored to suit any lifestyle.

80-81

TECHNICAL DETAILS

Technical information and data for dimensions, performance and specifications.

1



DRIVELINE, ENGINE PERFORMANCE AND FUEL ECONOMY

The superbly engineered range of petrol and diesel engines on offer are paired with a state-of-the-art 9-speed Automatic Transmission.

	DIESEL*		PETROL*
	2.0 l TD4		2.0 l Si4
	AUTOMATIC	AUTOMATIC	AUTOMATIC
POWER (kW)	110.6 kW	132 kW	177 kW
Driveline	4 Wheel Drive (4WD)	4 Wheel Drive (4WD)	4 Wheel Drive (4WD)
Power (kW at r/min)	110.6 at 4 000	132 at 4 000	177 at 5 500
Maximum torque (Nm at r/min)	382 at 1 750-2 250	430 at 1 750-2 500	340 at 1 750
Capacity (cc)	1 999	1 999	1 999
No. of cylinders	4	4	4
Valves per cylinder	4	4	4
Cylinder layout	In-Line	In-Line	In-Line
FUEL ECONOMY			
Seating	5 / 5 + 2	5	5 / 5 + 2
Fuel Economy km/l	14.12	14.29	10.68
CO ₂ emissions g/km	187.64	185.40	222.38

MODELS BY ENGINE

	PURE	SE	HSE	HSE LUXURY
2.0 l TD4 Diesel 110.6 kW (Automatic)	■	■	■	–
2.0 l TD4 Diesel 132 kW (Automatic)	–	–	■	■
2.0 l Si4 Petrol 177 kW (Automatic)	–	–	■	–

■ Standard □ Optional – Not Available.

*Figures are certified by ARAI, the Indian Homologation Authority.
Vehicle shown left is HSE Luxury in Scotia Grey.
Wheel shown is market dependent, please contact your local Land Rover Retailer for more information.

Visit landrover.in to configure your vehicle online.

2

EACH MODEL HAS UNIQUE FEATURES

This guide will help you to select your ideal Discovery Sport.
On the following pages you'll see the key standard features for each model.

DISCOVERY SPORT PURE



- Brunel grille with Narvik Black surround
- Brunel fender vents
- Body-coloured door handles
- Narvik Black mirror caps
- Brunel Discovery script (bonnet and tailgate)
- Anthracite tow eye covers
- Narvik Black tailgate finisher
- Halogen headlights

- 43.18 cm (17) 5 spoke 'Style 522' alloy wheels
- Cloth Seats
- 6-way manual front seats
- Front fog lights
- Power fold, heated door mirrors with approach lights
- Land Rover Sound System with 6 speakers.

Please contact your nearest Land Rover Retailer for exterior paint availability.

DISCOVERY SPORT SE



- Contents of Pure, plus:
- Leather steering wheel
 - Rear Parking Aid
 - Front Parking Aid
 - Automatic headlights with rain sensing wipers
 - Cruise Control and Speed Limiter
 - Two-zone Climate Control
 - Interior Lighting
 - Climate Control with high level vents to second row.

- Replaces Pure content:
- Narvik Black grille with Narvik Black surround
 - Narvik Black fender vents
 - Narvik Black mirror caps
 - Dark Techno Silver tow eye covers
 - 45.72 cm (18) 5 split-spoke 'Style 511' with Gloss Black finish*
 - Xenon headlights with LED signature
 - Partial leather seats
 - 8-way electric front seats
 - Land Rover Enhanced Sound System 190 W with 10 speakers.

*Wheel shown is 50.8 cm (20) 5-split-spoke 'Style 511' with Gloss Black Finish.

Pure model shown with Xenon headlights with LED signature.

Wheel shown is market dependent, please contact your local Land Rover Retailer for more information.

DISCOVERY SPORT HSE



Contents of SE, plus:

- Keyless Entry
- Park Assist
- InControl Touch Navigation
- Rear View camera.

Replaces SE content:

- Atlas grille with Narvik Black surround
- Atlas fender vents
- White Silver tow eye covers
- 45.72 cm (18) 9 spoke 'Style 109'*
- 45.72 cm (18) 5 split-spoke 'Style 511' with Gloss Dark Grey finish**
- Grained leather seats
- Meridian™ Sound System 380 W with 10 speakers plus subwoofer (InControl Touch).

DISCOVERY SPORT HSE LUXURY



Contents of HSE, plus:

- Configurable Ambient Interior Lighting
- Illuminated aluminium front treadplates with Discovery script.

Replaces HSE content:

- Noble Plated upper and lower door handles
- Atlas Discovery script (bonnet and tailgate)
- Atlas tailgate finisher
- Atlas fog light surrounds
- 45.72 cm (18) 5 split-spoke 'Style 511'
- Windsor leather seats
- 10-way electric front seats with memory**
- Power fold, heated door mirrors with memory and approach lights**
- Meridian™ Digital Surround Sound System 825 W with 16 speakers plus subwoofer (InControl Touch Pro).

*Standard on HSE TD4 110.6 kW models and Si4 engines **Standard on HSE TD4 132 kW engine only (not shown).
Wheel shown is market dependent, please contact your local Land Rover Retailer for more information. To view the full list of standard and optional features available on each Discovery Sport derivative please see the accompanying Specification or visit landrover.in



PERSONALISING THE EXTERIOR

DYNAMIC EXTERIOR & INTERIOR*

Bold. Arresting. Discovery Sport has been designed without compromise. Exterior enhancements include a new front and rear design with new contoured side mouldings which form a dramatic presence. This has been augmented with a new Black Mesh design for the front grille and side vent. Distinctive Chrome exhaust finishers together with a Red SPORT badge further enhance the appearance.

Carefully selected interior touches add to the impact of your colourway.

Premium details include contrast micropiping on the seats and headrests, a perforated leather sport steering wheel and unique textured finish to the door inserts and facia mid-section. Carmine Red Brushed Aluminium centre stack side rails complete the look for a more striking appearance. The interior is further enhanced with aluminium sport pedals.



Narvik Black fog light surround



Chrome exhaust finishers



Carmine Red Brushed Aluminium
centre stack side rails

*Standard on TD4 132 kW HSE model only. Wheel shown is 50.8 cm (20) 5-split-spoke 'Style 511' with Gloss Black Finish. Wheel shown is market dependent, please contact your local Land Rover Retailer for more information. Vehicle shown left and above is HSE 132 kW in Firenze Red. Please contact your nearest Land Rover Retailer for availability.



BLACK EXTERIOR

The Black Exterior* gives the overall design of the vehicle a more assertive appearance, with exterior elements changed to Narvik Black and a choice of distinctive Gloss Black alloy wheels.



Narvik Black grille and surround



Narvik Black mirror caps



Narvik Black fender vents

Standard on TD4 110.6 kW HSE model only.

*Wheel shown is 50.8 cm (20) 5-split-spoke 'Style 511' with Gloss Black Finish.

Wheel shown is market dependent, please contact your local Land Rover Retailer for more information.

Visit [landrover.in](https://www.landrover.in) to configure your vehicle online.

STANDARD FEATURES

Engine Transmission, Suspension and Driving Dynamics

	PURE	SE	HSE	HSE LUXURY	DESCRIPTION
9-speed Automatic Transmission	■	■	■	■	Please refer to page 39.
4 Wheel Drive (4WD) with Efficient Driveline	■	■	■	■	
All Terrain Progress Control (ATPC) (1)	–	–	■	■	Please refer to page 23.
Terrain Response	■	■	■	■	Please refer to page 20.
Stop/Start technology	■	■	■	■	
Anti-lock Braking System (ABS)	■	■	■	■	
Electronic Power Assisted Steering (EPAS)	■	■	■	■	
Electronic Traction Control (ETC)	■	■	■	■	
Hill Start Assist	■	■	■	■	
Hill Descent Control (HDC)	■	■	■	■	
Dynamic Stability Control (DSC)	■	■	■	■	
Roll Stability Control (RSC)	■	■	■	■	
Electric Parking Brake (EPB)	■	■	■	■	
Emergency Brake Assist (EBA)	■	■	■	■	
Electronic Brake-force Distribution (EBD)	■	■	■	■	
Trip computer with message centre	■	■	■	■	
Diesel Particulate Filter (DPF) (2)	■	■	■	■	
Diesel Misfuelling Protection Device (2)	■	■	■	■	

■ Standard – Not Available.

(1) Not available with TD4 110.6 kW engine.

Exterior Features and Finishers

	PURE	SE	HSE	HSE LUXURY	DESCRIPTION
GLASS AND EXTERIOR MIRRORS					
Heated rear window	■	■	■	■	
Power fold, heated door mirrors with approach lights	■	■	■ (3)	–	
Power fold, heated door mirrors with memory and approach lights	–	–	■ (4)	■	
LIGHTING					
Halogen headlights	■	–	–	–	
Xenon headlights with LED signature	–	■	■	–	Includes rear LED lights and headlight power wash.
Adaptive Xenon headlights with LED signature	–	–	–	■	Includes rear LED lights and headlight power wash.
Automatic headlights and rain sensing wipers	–	■	■	■	The headlights self-activate at low light levels and rain sensing wipers turn on as rain begins to fall.
Front fog lights	■	■	■	■	
TOWING					
Trailer Stability Control	■	■	■	■	
Trailer Stability Assist	■	■	■	■	
Front and rear recovery hooks	■	■	■	■	

Wheel Features

	PURE	SE	HSE	HSE LUXURY
Locking wheel nuts	■	■	■	■
Tyre Pressure Monitoring System (TPMS)	■	■	■	■

■ Standard – Not Available.

(3) Not available on TD4 132 kW engine (4) Standard on TD4 132 kW engine only.

STANDARD FEATURES

Seating, Interior Features and Finishers

	PURE	SE	HSE	HSE LUXURY	DESCRIPTION
SEATING					
Cloth seats	■	–	–	–	
Partial leather seats	–	■	–	–	
Grained leather seats	–	–	■	–	
Windsor leather seats	–	–	–	■	
6-way manual front seats	■	–	–	–	
8-way electric front seats	–	■	■ (1)	–	
10-way electric front seats with memory	–	–	■ (2)	■	
Centre console with sliding armrest	–	–	■	■	
60:40 fixed second row seats	■	–	–	–	
60:40 second row seats with slide and recline	–	■	■	■	
Second row centre headrest	–	■	■	■	
Rear armrest with twin cupholders	–	■	■	■	
5 + 2 seating (3)	–	–	□	–	
STEERING WHEEL					
Polyurethane (PU) steering wheel	■	–	–	–	
Leather steering wheel	–	■	■	■	
HEADLINING					
Cirrus headlining (4)	■	■	■	■	
Ivory headlining (5)	–	–	□	□	Please refer to pages 70-71.

■ Standard.

(1) Not available on TD4 132 kW engine (2) Standard on TD4 132 kW engine (3) Only available with TD4 110.6 kW and Si4 HSE models (4) Headlining dependent upon colourway selected

(5) Available with Almond/Ivory and Tan/Ebony interiors only.

Seating, Interior Features and Finishers

	PURE	SE	HSE	HSE LUXURY	DESCRIPTION
INTERIOR FEATURES					
Front centre stowage with twin cupholders	■	■	■	■	
Overhead grab handles	■	■	■	■	
Advanced Alarm System	■	■	■	■	
Air Conditioning	■	–	–	–	
Two-zone Climate Control	–	■	■	■	
Cabin Air Quality Sensor	–	–	■	■	Advanced air filtration and air quality sensing system to facilitate automatic recirculation when outside air quality is poor or pollen counts are high.
Climate Control with high level vents to second row	–	■	■	■	
Twin-blade sunvisor with illuminated vanity mirrors	–	■	■	■	
Manual dipping interior rear view mirror	■	–	–	–	
Auto-dimming interior rear view mirror	–	■	■	■	
Interior Lighting	–	■	■	–	
Configurable Ambient Interior Lighting	–	–	–	■	Please refer to page 36.
Smoker's Pack	■	–	–	–	Includes front row single ashtray and single cigar lighter.
First and second row Smoker's Pack	094AE	■	■	■	Includes front and second row ashtray and cigar lighter.
Illuminated aluminium front treadplates with Discovery script	–	–	–	■	
Carpet mats	■	■	■	–	
Front and rear premium carpet mats	–	–	–	■	
INTERIOR FINISHERS					
Ebony paint	■	–	–	–	Please refer to pages 70-71.
Satin Brushed Aluminium	–	■	■	■	Please refer to pages 70-71.
Carmine Red Brushed Aluminium (7)	–	–	■	–	

■ Standard.

(7) Standard on TD4 132 kW HSE model only.

	PURE	SE	HSE	HSE LUXURY	DESCRIPTION
BLACK EXTERIOR – 45.72 cm (18) ALLOY WHEEL PACK (1)					
Black exterior	–	■	–	–	
Black contrast roof	–	■	–	–	
45.72 cm (18) 5 split-spoke 'Style 511' with Gloss Black finish	–	■	–	–	
DYNAMIC EXTERIOR & INTERIOR – HSE (2)					
Dynamic exterior	–	–	■	–	
Dynamic HSE interior	–	–	■	–	
10-way electric front seats with memory	–	–	■	–	
Power fold, heated door mirrors with memory and approach lights	–	–	■	–	
45.72 cm (18) 5 split-spoke 'Style 511' with Dark Grey finish	–	–	■	–	

■ Standard □ Optional – Not Available.

(1) Standard on TD4 110.6 kW SE model only (2) Standard on TD4 132 kW HSE model only.

Safety and Security

	PURE	SE	HSE	HSE LUXURY
Airbags (driver and knee airbags, front passenger airbags, curtain airbags and side airbags)	■	■	■	■
Perimetric Alarm with remote panic alarm	■	■	■	■
Audible seat belt warning	■	■	■	■
Hazard lights under heavy braking	■	■	■	■
Power operated child locks	■	■	■	■
ISOFIX child seat anchor points	■	■	■	■
Auto-locking and Collision Unlocking System	■	■	■	■

Driver Assistance, Convenience and Loadspace Features

	PURE	SE	HSE	HSE LUXURY
Push Button Start	■	■	■	■

Information, Communication and Entertainment

	PURE	SE	HSE	HSE LUXURY
Bluetooth® connectivity	■	■	■	■
Single USB port in first row with charging located in IP shelf	■	■	■	■

■ Standard.

FEATURES

Exterior Features and Finishers (continued)

		PURE	SE	HSE	HSE LUXURY	DESCRIPTION
ROOF AND EXTERIOR DESIGN						
Black contrast roof	080AN	–	■	–	□	
Grey contrast roof	080EE	–	–	–	□	
Fixed panoramic roof		–	■	■	■	Please refer to page 36.
Brunel grille with Narvik Black grille surround		■	–	–	–	
Brunel fender vents		■	–	–	–	
Narvik Black grille with Narvik Black grille surround		–	■	■ (1)	–	
Narvik Black fender vents		–	■	■ (1)	–	
Atlas grille with Narvik Black grille surround		–	–	■ (2)	■	
Atlas fender vents		–	–	■ (2)	■	
Body-coloured door handles		■	■	■	–	
Noble Plated upper and lower door handles		–	–	–	■	
Narvik Black mirror caps		■	■	■ (1)	–	
Body-coloured mirror caps		–	–	■ (2)	■	
Narvik Black tailgate finisher		■	■	■	–	
Atlas tailgate finisher		–	–	–	■	
Brunel Discovery script (bonnet and tailgate)		■	–	■ (2)	–	
Black Discovery script (bonnet and tailgate)		–	■	■ (1)	–	
Atlas Discovery script (bonnet and tailgate)		–	–	–	■	
Anthracite tow eye covers		■	–	–	–	
Dark Techno Silver tow eye covers		–	■	–	–	
Narvik Black tow eye cover		–	–	■ (1)	–	
White Silver tow eye covers		–	–	■ (2)	■	

■ Standard □ Optional – Not Available.

(1) Standard on TD4 132 kW engine only (2) Not available on TD4 132kW engine.

Driver Assistance, Convenience and Loadspace Features

	OPTION CODE	PURE	SE	HSE	HSE LUXURY	DESCRIPTION
DRIVER ASSISTANCE						
Cruise Control and Speed Limiter		–	■	■	■	An enhancement to Cruise Control – Active Speed Limiter (ASL) – prevents you from going over the limit you have set.
Rear Parking Aid		–	■	■	■	
Front Parking Aid		–	■	■	■	
Rear View Camera		–	–	■	■	Please refer to page 28.
Park Assist		–	–	■	■	Please refer to page 28.
CONVENIENCE FEATURES						
Keyless Entry		–	–	■	■	The driver is able to access and lock/alarm the vehicle without the need to take the remote smart key out of a bag or pocket.
LOADSPACE FEATURES						
Loadspace cover		–	■	■	■	

Information, Communication and Entertainment

	OPTION CODE	PURE	SE	HSE	HSE LUXURY	DESCRIPTION
Land Rover Sound System with 6 speakers		■	–	–	–	
Land Rover Enhanced Sound System 190 W with 10 speakers		–	■	–	–	
Meridian™ Sound System 380 W with 10 speakers plus subwoofer (InControl Touch)		–	–	■	–	Please refer to page 34.
Meridian™ Digital Surround Sound System 825 W with 16 speakers plus subwoofer (InControl Touch Pro)		–	–	–	■	Please refer to pages 34-35.
InControl Touch Navigation		–	–	■	–	Please refer to pages 34-35.
InControl Touch Pro Navigation		–	–	–	■	Please refer to pages 34-35.
InControl Apps		–	–	■	■	Please refer to pages 34-35.

■ Standard □ Optional – Not Available.

3

Now you have chosen your Discovery Sport model, you can select your exterior paint colour. From rich, deep lustres to incandescent metallic patinas, our paints incorporate the latest in pigment technologies. Our solid paints produce a deep flat colour. Our metallics deliver a sparkle finish that is sure to catch the eye. And our premium metallic paints enhance both the colour and the intensity of the sparkle or sleek metallic finish to give your vehicle even more presence.

Fuji White (solid)

Optional Contrast Roof Colour

Black

Grey



Indus Silver (metallic)

Optional Contrast Roof Colour

Black

Grey



Scotia Grey (metallic)

Optional Contrast Roof Colour

Black



Santorini Black (metallic)

Optional Contrast Roof Colour
Grey



Firenze Red (metallic)

Optional Contrast Roof Colour
Black Grey



Aintree Green (metallic)

Optional Contrast Roof Colour
Black Grey



Loire Blue (metallic)

Optional Contrast Roof Colour
Black Grey



4



43.18 cm (17) 5 SPOKE
'STYLE 522'



45.72 cm (18) 5 SPLIT-SPOKE
'STYLE 511'
WITH GLOSS BLACK FINISH (1)



45.72 cm (18) 9 SPOKE
'STYLE 109' (2)

	OPTION CODE	PURE	SE	HSE	HSE LUXURY
WHEELS					
43.18 cm (17) 5 spoke 'Style 522'		■	–	–	–
45.72 cm (18) 5 split-spoke 'Style 511' with Gloss Black finish (1)		–	■	–	–
45.72 cm (18) 9 spoke 'Style 109' (2)		–	–	■ (2)	–



45.72 cm (18) 5 SPLIT-SPOKE
'STYLE 511'
WITH GLOSS DARK GREY FINISH (3)



45.72 cm (18) 5 SPLIT-SPOKE
'STYLE 511'

	OPTION CODE	PURE	SE	HSE	HSE LUXURY
WHEELS					
45.72 cm (18) 5 split-spoke 'Style 511' with Gloss Dark Grey finish (3)		-	-	■	-
45.72 cm (18) 5 split-spoke 'Style 511'		-	-	-	■

(3) Standard fitment with TD4 132 kW HSE model only.

5

CHOOSE YOUR SEAT CONFIGURATION



60:40 Second Row Seats with Slide and Recline

Standard on SE, HSE and HSE Luxury, these seats have forwards/backwards movement of 160 mm allowing truly flexible use of space for luggage or to maximise passenger legroom. The seats can also recline to provide even greater comfort.

60:40 Fixed Second Row Seats (not shown)

Standard on Pure models the 60:40 five-seat configuration features three comfortable seating positions.













5 + 2 Seating

A neatly integrated optional third row of seats is offered on HSE models to give you even more versatility. These seats are ideal for children and teenagers, or adults on short journeys.

They are easily accessed by tipping and sliding forward the second row seats. When folded, the third row seats leave a flat floor in the luggage compartment as if it were a five-seat model.

CHOOSE YOUR INTERIOR COLOUR COMBINATIONS

	HSE (132 kW)			
	(A)	(B)	(C)	(D)
COLOURWAYS	EBONY / EBONY (page 68)	ALMOND / EBONY (page 68)	TAN / EBONY (page 69)	EBONY / EBONY with Pimento detail (page 71)
INTERIOR COLOUR				
Seat colour	Ebony	Almond	Tan	Ebony
Carpet	Ebony	Ebony	Ebony	Ebony
MODEL				
PURE (cloth)	○	–	–	–
SE (partial leather)	○	–	–	–
HSE (grained leather)	○	○	–	–
HSE (Windsor leather)	–	–	–	○
HSE LUXURY (Windsor leather)	○	–	○	–
CENTRE STACK SIDE RAILS				
 Ebony paint*	○	–	–	–
 Satin Brushed Aluminium	○	○	○	–
 Carmine Red Brushed Aluminium	–	–	–	○
EXTERIOR COLOUR				
 Fuji White	○	○	○	○
 Indus Silver	○	–	–	–
 Scotia Grey	○	○	○	–
 Aintree Green	–	–	○	–
 Loire Blue	○	○	○	–
 Santorini Black	○	▲	▲	○
 Firenze Red	○	○	○	○

▲ Combination is Designer's Choice ○ Combination is Available – Not Available.

*Available on Pure models only.

The above table is designed as a guide. Please contact your nearest Land Rover Retailer for more information. The availability of exterior paint colours varies by model and by time of year. Please contact your nearest Land Rover Retailer for further details or visit landrover.in



	1	2	3	4	5	6
COLOURWAYS	DOOR CASING INSERT	DOOR ROLL TOP	FACIA TOPPER	DOOR LOWER	CENTRE STACK SIDE RAILS	FACIA MID-SECTION
A Ebony / Ebony	Ebony	Ebony	Ebony	Ebony	Satin Brushed Aluminium*	Ebony
B Almond / Ebony	Ebony	Almond	Ebony	Ebony	Satin Brushed Aluminium	Almond
C Tan / Ebony	Tan	Ebony	Ebony	Ebony	Satin Brushed Aluminium	Ebony
D Ebony / Ebony with Pimento detail	Ebony	Ebony	Ebony	Ebony	Carmine Red Brushed Aluminium	Ebony

*Pure models feature centre stack side rails in Ebony paint as standard.
Interior shown above is HSE Luxury in Glacier/Lunar.

AVAILABLE INTERIOR COLOUR COMBINATIONS

The cabin in Discovery Sport embodies the finest of contemporary living. Bold horizontal and vertical lines and superb levels of comfort create a space in which you and your family and friends will want to spend time. A wide range of colourways and seat materials are available to suit all tastes.

A **Ebony / Ebony** (available on PURE, SE, HSE and HSE Luxury)



Interior shown: Ebony cloth.

B **Almond / Ebony** (available on HSE only)



Interior shown: Almond grained leather.

C Tan / Ebony (available on HSE Luxury only)



Interior shown: Tan Windsor leather.

D Ebony / Ebony with Pimento stitching and piping
(available on HSE (132 kW))



Interior shown: Ebony Windsor leather with Pimento stitching and piping.

6

LAND ROVER APPROVED ACCESSORIES



Discovery Sport is so capable and adaptable it can get straight to work across a huge variety of vastly differing conditions and roles. Even so, some owners want to add their own stamp of individuality by tailoring their Discovery Sport to their specific needs with a range of stylish, practical accessories that are tough, versatile and bring an opportunity for personalisation.

Importantly, these accessories can be added at any stage during the vehicle's life – not just when it's new. Naturally, Land Rover Approved Accessories are designed, tested and manufactured to the same exacting standards as the original equipment fitted to your vehicle.

DESIGN



Bright Side Tubes*
VPLCP0209

Highly Polished Stainless Steel side tubes provide an off-road inspired appearance, designed to complement the vehicle's exterior design.



Stainless Steel Undershield – Front
VPLCP0212

The off-road designed undershield, manufactured from stainless steel, features a premium Bright Polished finish for the front of the vehicle.



Stainless Steel Undershield – Rear**
VPLCP0213

The off-road designed undershield, manufactured from stainless steel, features a premium Bright Polished finish for the rear of the vehicle.



Loadspace Organiser
VPLCS0340

Convenient loadspace organiser provides segregated compartments to stow delicate items or separate shopping/luggage. Featuring lockable lids, it is secured via loadspace 'D' loops.



Sill Treadplates – Illuminated
VPLCS0286LAA – Lunar
VPLCS0286PVJ – Ebony (not shown)

Sill treadplates featuring illuminated Discovery script. Supplied as a pair for driver and front passenger sides of the vehicle.



Sill Treadplates – Personalised
VPLCS0343PVJ – Ebony
VPLCS0343LAA – Lunar (not shown)

Personalised illuminated treadplates allow you to choose a personalised message using an approved set of fonts/typefaces which will be highlighted in White illumination when the front doors are open.

TOURING



Sunshades
VPLCS0298 – Second row
VPLCS0297 – Third row
VPLCS0296 – Tailgate (not shown)

Easy to install or remove, these sun blinds provide increased comfort helping to protect passengers from heat and glare of the sun. Three versions available for the second row, third row passenger side windows and the rear tailgate.



Roof Rails*
VPLCR0137 – Silver finish (panoramic roof)
VPLCR0133 – Silver finish (fixed roof)**
VPLCR0136 – Black finish (panoramic roof)
VPLCR0132 – Black finish (fixed roof)**
Roof rails facilitate easy fitment of cross bars for roof carrying. Pre-set positioning points ensure cross bars are fixed in optimum position for weight distribution and dynamics. Maximum payload is 75 kg.†

Cross Bars*
VPLCR0131
Elegant, durable Bright finish aluminium cross bars, with T-track design which utilises the full length of the bars, providing space to mount multiple accessories. Aerodynamic profile minimises drag and wind noise.



Roof Box*
VPLWR0100 – Large Sports Roof Box*
VPLVR0061 – Sports Roof Box* (not shown)
VPLVR0062 – Luggage Roof Box* (not shown)
Available in a range of sizes, all versions can be mounted either side for kerbside opening in any country and include integral locks for security and peace of mind. Carrying capacity ranges from 320 l for the sports box to the 410 l luggage box or the capacious 430 l large sports box. Maximum payload 75 kg.†



Loadspace Rails
VPLCS0303

Loadspace mounted rails to help increase the flexibility of loadspace stowage, also allowing the fitment of the luggage retention kit stowage system. The loadspace retention kit consists of a pack of attachments that fix into the loadspace rails via a quick lock/quick release system to help provide a comprehensive and flexible solution for retaining luggage and other items within the loadspace. The attachment pack includes a retractable strap with inertia reel and telescopic rod.

Luggage Retention Kit
VPLCS0324



Seat Back Stowage
VPLVS0182 – Premium leather
VPLVS0181 – Standard (not shown)

Manufactured from the same premium leather offered on the vehicle, complemented with soft touch interior lining and magnetic button clasps. Provides convenient stowage solution for the rear of the front seats with multiple compartments for stowing small items.



iPad® Holder
VPLVS0165 – iPad®
VPLVS0164 – iPad® 1

iPad® holder with Land Rover branding, mounts securely to the rear of the front seat head restraint posts to face rear seat. Features quick release design allowing iPad® to be fitted/removed quickly and easily.

SPORTING



Loadspace Liner Tray
VPLCS0274

VPLCS0268 – With luggage divider (not shown)

Semi-rigid waterproof loadspace liner tray with a raised lip on three sides to protect loadspace floor and side wall carpets from dirt or wet equipment.



Aperture Retention Net
VPLCS0267

The aperture retention net prevents small items from falling out of the loadspace when the tailgate is opened and maximises packing space. Manufactured from premium lightweight materials including high grade machined aluminium to ensure robust quality.



Rear Loadspace Treadplate Finisher
VPLCS0287LAA – Lunar
VPLCS0287PVJ – Ebony (not shown)

Manufactured from stainless steel with a Bright finish, the rear loadspace treadplate finisher provides protection for the loadspace trim when loading or unloading.



Tow Bar Mounted Bike Carrier
VPLVR0066 – Two Bike Carrier*

VPLVR0068 – Three Bike Carrier*
(not shown)

The tow bar mounted bike carrier features a one hand, quick attach/release tow bar coupling mechanism and can be tilted away from the vehicle, by use of a foot pedal, to allow easy access into the rear tailgate. The tailgate can be opened with carrier in deployed/folded position. Manufactured from aluminium and other lightweight materials, the bike carrier also features a rear lighting and licence plate mount and it is lockable for security. The carrier has a folding/sliding mechanism to allow ease of stowage when not in use. A holder and ratchet function ensure bicycles are safely secured. Maximum load capacity 51 kg (on the three bike carrier).



Towing System – Detachable Tow Bar**
VPLCT0148

Towing Electrics – 13 Pin†
VPLCT0182

Convenient and easy to use, the detachable tow bar ensures a clean look when not in use. Offered for vehicles equipped with 5 + 2 seating and reduced section spare wheel.



Towing System – Fixed Height Flanged Tow Bar**
VPLCT0142

Towing Electrics – 13 Pin†
VPLCT0182



Waterproof Seat Covers
VPLCS0291SVA – Front (Almond)
VPLCS0292SVA / VPLCS0293SVA – Second row / third row (Almond – not shown)

Helps protect seats from mud, dirt, wear and tear. Easily fitted and machine washable.



VPLCS0291PVJ – Front (Ebony)
VPLCS0292PVJ / VPLCS0293PVJ – Second row / third row (Ebony – not shown)

*Heat Shield is required for two and three tow bar mounted bike carrier – VPLWR0124.

**Maximum towing capacity 2 200 kg (capacity dependent upon engine, powertrain variant and seating).

†Towing electrics must be ordered with part shown, please consult your Land Rover Retailer for further information.

OUTDOOR



Luggage Partition* – Full Height
VPLCS0299

Designed to prevent luggage from entering the passenger compartment. The design of the luggage partition has been optimised to second row seating featuring tilt functionality. The luggage partition divider can be fitted to the luggage partition to separate the loadspace into two sections.

Luggage Partition Divider
VPLCS0301



Luggage Partition – Half Height*
VPLCS0300

Designed to prevent luggage from entering the passenger compartment. The design of the luggage partition has been optimised to second row seating featuring tilt functionality.



Loadspace Mat – Rubber
VPLCS0279

Waterproof rubber mat helps to protect the rear loadspace carpet from general dirt. Rubber mat extension for protection of the back of the rear seats when folded down also available – Part No: VPLCS0273.



Fixed Side Steps**
VPLCP0210

The side step aids entry and exit to the vehicle and improves access to the roof. Design features include Bright stainless steel edge trim and a rubber tread mat.



Mudflaps
VPLCP0203 – Front
VPLCP0204 – Rear
VPLCP0205 – Rear with 5 + 2 seating

Mudflaps are a popular upgrade for reducing spray and ensuring paintwork is protected from debris and dirt. Designed to complement vehicle exterior design.



Rubber Floor Mats
VPLCS0278
VPLCS0280 – Third row (not shown)

Rubber footwell mats help provide protection from general dirt.

OTHER



Mirror Covers – Noble
VPLCB0251

Noble Plated mirror covers designed to enhance Discovery Sport's exterior design cues. This neat design upgrade complements various Bright finish exterior trims.



Wind Deflectors – Side Windows
VPLCP0258

Wind deflectors for side windows to help to improve comfort levels in the cabin when driving with windows open, by reducing air turbulence and noise and allowing fresh air to be circulated in the cabin.



Pedestrian Airbag System
LR067898 – Gloss Black

A Gloss Black finish to the Pedestrian Airbag System is designed to enhance Discovery Sport's exterior design cues. This striking design upgrade complements various exterior trims and paint colours.




Luxury Carpet Mat Set
VPLCS0283LAA – Lunar
VPLCS0283PVJ – Ebony (not shown)

Luxurious, tailored, deep pile 2.05 g/m² carpet mat set, with waterproof backing, provide a well appointed finishing touch to the interior.



Gearshift Paddles
VPLVS0187MMU – Aluminium
VPLVS0187CAY – Aluminium Red

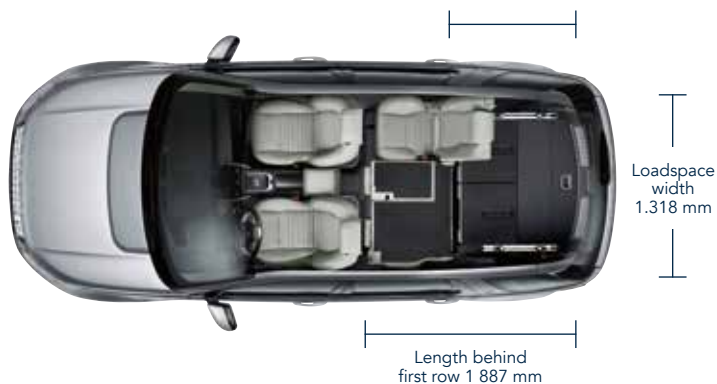
Complete the look and feel of your steering wheel with premium aluminium paddles. Gearshift paddles are machine polished, anodised and hand brushed to provide exceptional wear resistance with a premium finish.



Sports Pedal Covers
VPLHS0044 – Automatic Transmission vehicles
VPLHS0045 – Manual Transmission vehicles (not shown)

Stainless steel Bright finish sports pedal covers are easy to fit and feature hidden fixings for a clean finish.

DIMENSIONS AND CAPABILITIES



Standard Ride Height

With roof antenna 1 724 mm

Headroom

Maximum front headroom with panoramic roof 1 021 mm
Rear headroom 984 mm

Loadspace Capacity

Rear seats upright
Height 778 mm, Width 1 318 mm
Maximum loadspace volume 981 l
Loadspace width between arches 1 108 mm
Maximum length at floor 985 mm
Rear seats folded
Height 778 mm, Width 1 318 mm
Maximum loadspace volume 1 698.1 l
Loadspace width between arches 1 108 mm
Maximum length at floor 1 887 mm

Turning Circle

Kerb-to-kerb 11.6 m
Wall-to-wall 11.86 m
Turns lock-to-lock 2.31

Wading Depth

Maximum wading depth 600 mm



	A	B	C
Ride Height	Standard	Approach Angle 25°	Ramp Angle 21°
			Departure Angle 31°



TECHNICAL SPECIFICATION, PERFORMANCE AND KEY DATA

			PETROL
			2.0 I Si4
	AUTOMATIC	AUTOMATIC	AUTOMATIC
POWER (kW)	110.6 kW	132 kW	177 kW
Seating	5 / 5 + 2	5	5 / 5 + 2
WEIGHTS (kg)			
Gross vehicle weight	2 505 / 2 660	2 505	2 505 / 2 620
ROOF CARRYING (kg)			
Maximum roof load (including roof rails)	75	75	75
PERFORMANCE			
Maximum speed (km/h)*	180	188	200
Acceleration (s) 0-100 (km/h)*	10.3	8.9	8.2
Fuel tank capacity – usable	65	65	70
Diesel Particulate Filter (DPF)	■	■	–

■ Standard – Not Available.

*Always obey local speed limits.

Visit landrover.com for more information.

A WORLD OF LAND ROVER



LAND ROVER EXPERIENCE

Ever since its inception, Land Rover has been ready for anything. Its legendary capability has seen it tackle the most demanding of terrains, in the most difficult conditions. Its versatile interior has become synonymous with comfort and greater loadspace. And its 'can do' attitude has made it the most welcome of vehicles across the globe.

You can be part of the Land Rover story at one of our Land Rover Experience Centres. You can see how each and every one of these iconic vehicles is built. You can take one out onto off-road tracks where your driving skills will be put to the test. Or you can go even further on one of our Adventure Travel holidays to such countries as Tanzania, Iceland or Morocco.

Adventure awaits.

For more information, visit
landrover.in/experiences



LAND ROVER ONELIFE

Onelife, the award-winning Land Rover magazine, is published twice a year and reaches customers in 40 countries. Each issue is filled with the latest Land Rover news and vehicles, insights into the technology and design that shape each vehicle, inspirational journeys and opinions from international experts.



LAND ROVER FINANCIAL SERVICES

Getting the keys to your very own Land Rover has never been so simple. And it's more affordable than you might think. New or used, for personal or business use, we have an option that puts you in complete control. Please speak to your nearest Land Rover Retailer to find out more.

FLEET & BUSINESS

Land Rover is dedicated to being the premium manufacturer of choice for fleets and businesses, by providing a highly attractive range of vehicles and exemplary customer service.

Distinctive, capable and versatile, all Land Rover vehicles deliver low total cost of ownership through strong residual values, competitive service, maintenance and repair costs, and impressive fuel economy and CO₂ emissions.

We are also committed to providing a totally customer-focused aftersales service, which will ensure every Land Rover vehicle is kept on the road and in top condition, in the easiest and most cost-efficient way for businesses.

For more information, visit
landrover.in/fleet-and-business



LAND ROVER COLLECTION

The vehicle is just the beginning. The latest Land Rover Collection is now available for you to discover.

A meticulous attention to detail doesn't stop with our vehicles. You'll find the same level of craftsmanship in all of our clothing, travel items and premium gift ideas. So whether you're shopping for yourself or a loved one, you know the quality is assured.

The Land Rover Collection includes ladies and gents clothing, an extensive range of small leather goods such as wallets, portfolios, iPad and iPhone cases along with briefcases and weekender bags. A range of cufflinks and ladies silk scarves add a luxury feel to the collection. There's a kids collection too, with colourful fun clothing, caps and replica model vehicles for them to enjoy.

Please contact your nearest Land Rover Retailer for more information.



ROADSIDE ASSISTANCE

Land Rover Assistance provides assistance in motoring emergencies, from immobilisation due to breakdown or accident to minor problems such as punctures. You can rely on our roadside assistance, whatever the situation, wherever you happen to be.

For further details please consult your Warranty Benefits handbook, contact your nearest Land Rover Approved Service Centre or visit landrover.in/ownership

IMPORTANT NOTICE: Jaguar Land Rover Limited is constantly seeking ways to improve the specification, design and production of its vehicles and alterations take place continually. Whilst every effort is made to produce up to date literature, this brochure should not be regarded as an infallible guide to current specifications, nor does it constitute an offer for the sale of any particular vehicle. Distributors and Retailers are not agents of Jaguar Land Rover Limited by any express or implied undertaking or representation.

All Land Rover Approved Accessories fitted by a Land Rover Retailer within one month or 1 000 miles (which ever occurs first) of the handover of a new registered vehicle will benefit from the same warranty terms and period of cover as the vehicle warranty. Accessories purchased outside of these parameters will be subject to a 12 month unlimited mileage warranty. All Land Rover Approved Accessories are rigorously tested to the same exacting standards as those applied to our vehicles. Performance in extreme hot and cold temperatures, corrosion resistance, impact and airbag deployment highlight some of the exhaustive product testing carried out to ensure accessories are both durable and importantly, continue to comply with current legislation. Some of the accessories featured are not available on all models. Please consult your nearest Land Rover Retailer for more information.

All our accessories are designed to be an integral part of Land Rover vehicles. While many items such as roof carriers are simple to fit, some products require specialist tools and diagnostic equipment to ensure correct integration with the vehicle structure and electrical systems. These products vary from market to market, please consult your Land Rover Retailer who will be pleased to advise you on current specifications and any query you may have.

The colours reproduced here are subject to the limitations of the printing process and may therefore vary slightly from the actual vehicle. The company reserves the right to alter or withdraw any colour finish without notice. Some of these colours may not be obtainable in your country. Please check availability of colours and current specifications with your Land Rover Retailer. Distributors and retailers are not agents of Jaguar Land Rover Limited and have absolutely no authority to bind Jaguar Land Rover Limited to any express or implied undertaking or representation.

Castrol EDGE Professional exclusively recommended by Land Rover.

Jaguar Land Rover India Limited

3rd Floor, Nanavati Mahalaya,
18 Homi Mody Street,
Mumbai - 400 001 India.

landrover.in

© Jaguar Land Rover Limited 2016.
Publication Number: LRML 5182/16

